

SKYLINE CABINET PRICE LIST



CHARELSTON WHITE CABINETS

Wall Cabinets

Qty	Model #	Description	Unit Price
	W-1230	12" W X 30" H	\$155.99
	W-1530	15" W X 30" H	\$179.99
	W-1830	18" W X 30" H	\$208.99
	W-2130	21" W X 30" H	\$230.99
	W-2430	24" W X 30" H	\$269.99
	W-2730	27" W X 30" H	\$295.99
	W-3030	30" W X 30" H	\$324.99
	W-3630	36" W X 30" H	\$372.99
	W-3015	30" W X 15" H	\$201.99
	W-3615	36" W X 15" H	\$213.99
	WDC2430	24"X30" WDC	\$346.99
	W-3018	30WX18H	\$236.99

Base Cabinets

Qty	Model #	Description	Unit Price
	B-12	12"BASE 1D1D	\$256.99
	B-15	15"BASE 1D1D	\$289.99
	B-18	18"BASE 1D1D	\$313.99
	B-21	21"BASE 1D1D	\$344.99
	B-24	24"BASE 2D1D	\$376.99
	B-27	27"BASE 2D1D	\$417.99
	B-30	30"BASE 2D1D	\$485.99
	B-36	36"BASE 2D2D	\$547.99
	DB-15	15"BASE 3DRAWER	\$429.99
	DB-18	18"BASE 3DRAWER	\$458.99
	DB-21	21"BASE 3DRAWER	\$474.99
	SB-36	36" SINK BASE	\$416.99
	LS-3612	36"X12" LAZY SUSAN	\$490.99
	WP-2496	24"WX96" PANTRY	\$899.99



CABINET DESIGN FORM



CONTACT INFORMATION

Name: _____

Email: _____

Address: _____

Phone: _____

ESTIMATED START DATE

Within a month

Within 1-3 months

Within 3-6 months

6+ months

JOB INFORMATION

INSTALLATION TYPE

Self-Install

Contractor

ROOM THAT CABINETS WILL BE INSTALLED

Kitchen

Mudroom

Laundry

Garage

Bathroom (How many bathrooms?) _____

Other (What kind of room?) _____

ABOUT YOUR ROOM

Floor to ceiling height: _____

Is there a soffit/will it remain?

Yes

No

APPLIANCE INFORMATION

REFRIGERATOR

Standard

Measurements: _____



Built-In

Measurements: _____



Counter Depth

Measurements: _____



Other

Type: _____

Measurements: _____

RANGE/OVEN


Standard

Measurements: _____



Cook Top/Built-In

Measurements: _____



Other

Measurements: _____

Comments: _____

VENTILATION


Standard

Measurements: _____



Cook Top/Built-In

Measurements: _____



Other

Measurements: _____

Comments: _____

SINK


Drop-In

Measurements: _____




Apron Front

Measurements: _____



Undermount

Measurements: _____



Other

Type: _____

Measurements: _____

DISHWASHER

Standard

Measurements: _____



Matching Panel

Measurements: _____



Other

Measurements: _____

Comments: _____

ROOM LAYOUT (OPTIONAL)

Start your design

If you do not have your measurements you can use the grid paper to draw a rough outline of your room.

Measure your room

Measure your walls at two elevations; use the smallest measurement. Measure from the floor to the ceiling, the distance between walls, and mark the location of all electrical outlets, fixtures, ventilation, plumbing, gas connections, etc in the utilities box provided below, as well as on the grid paper provided.

Measure the door and windows, as well as the height and distance of each from the floor, ceiling, and wall edges. 42" are needed below windows and electrical wall outlets to install base cabinets and countertops with a backsplash. Mark all dimensions clearly on the planning grid and double-check all measurements.

Mark doors

Mark all doors in the room and indicate which way the doors swing.



Indicate windows

Place all the windows in the room along the walls.

